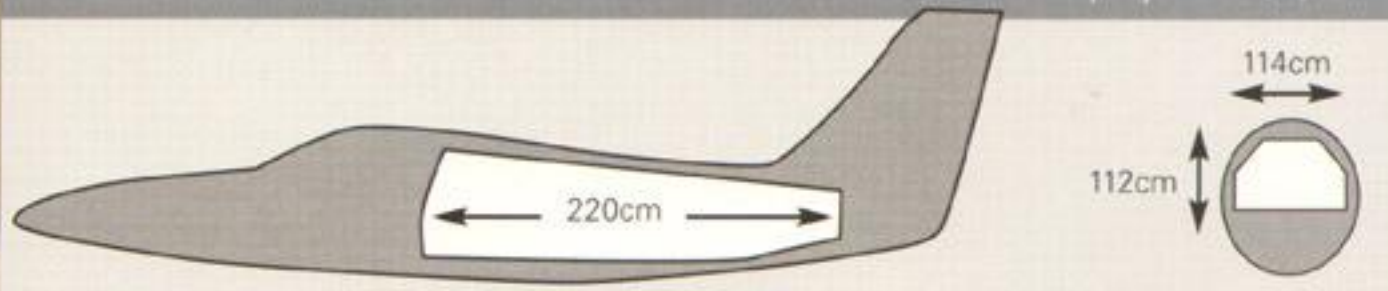




### PIPER SENECA

Max payload (T) .25

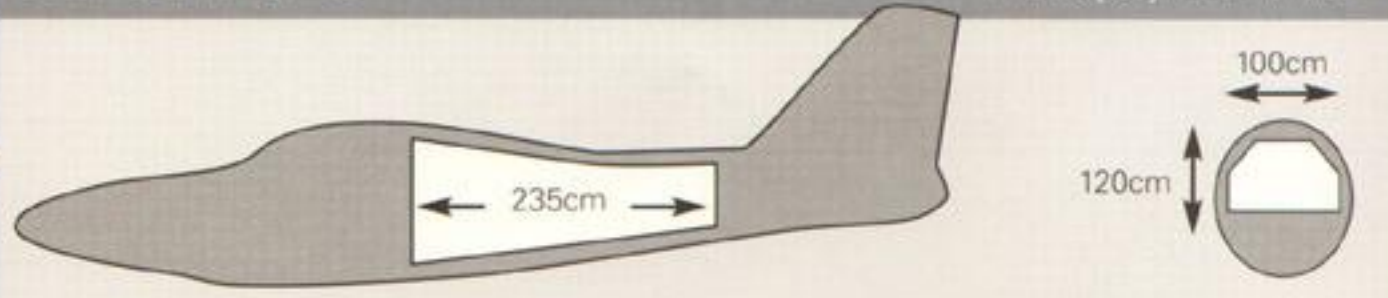


Max volume (CBM) 2 Door w x h (cm) 145 x 90 Cargo hold l x w x h (cm) 220 x 114 x 112



### PIPER AZTEC

Max payload (T) .4

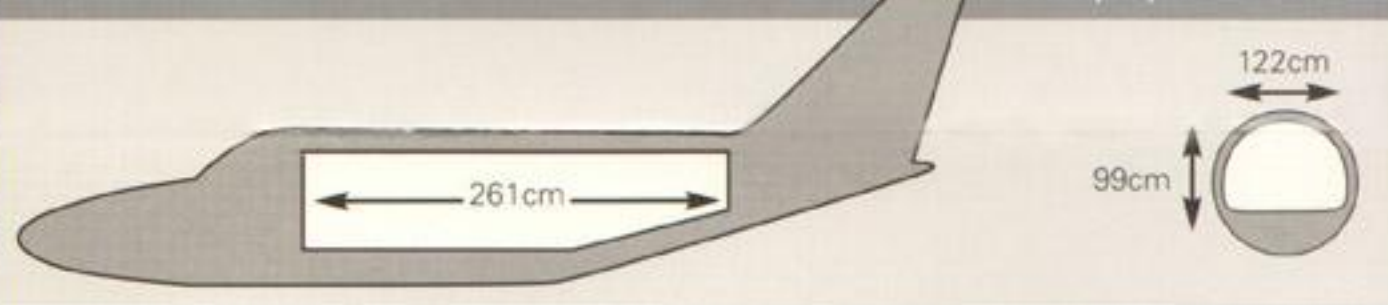


Max volume (CBM) 2.7 Door w x h (cm) 110 x 70 Cargo hold l x w x h (cm) 235 x 100 x 120



### CHIEFTAIN

Max payload (T) .6




Max volume (CBM) 3.15 Door w x h (cm) 113 x 67 Cargo hold l x w x h (cm) 261 x 122 x 99



### CESSNA CITATION 2

Max payload (T) N/A



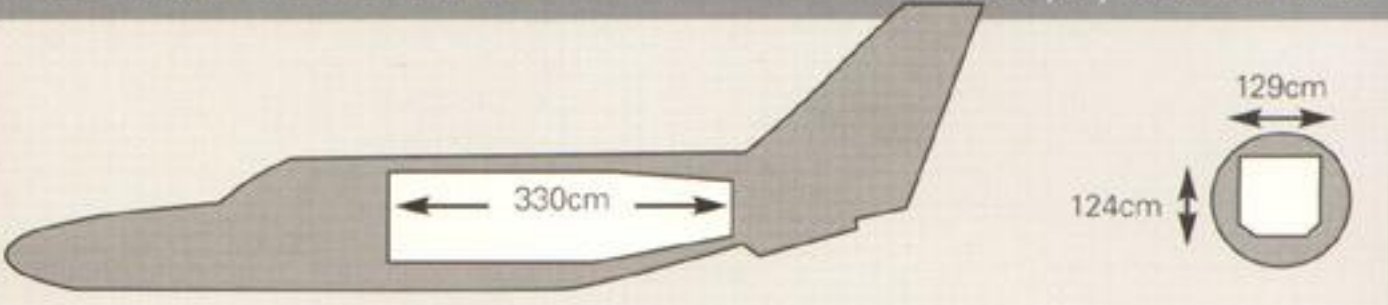
Passenger Jet. Good for small boxes

Max volume (CBM) N/A Door w x h (cm) 75 x 63 Cargo hold l x w x h (cm) 368 x 127 x 120



### CESSNA 404 TITAN

Max payload (T) 1.05

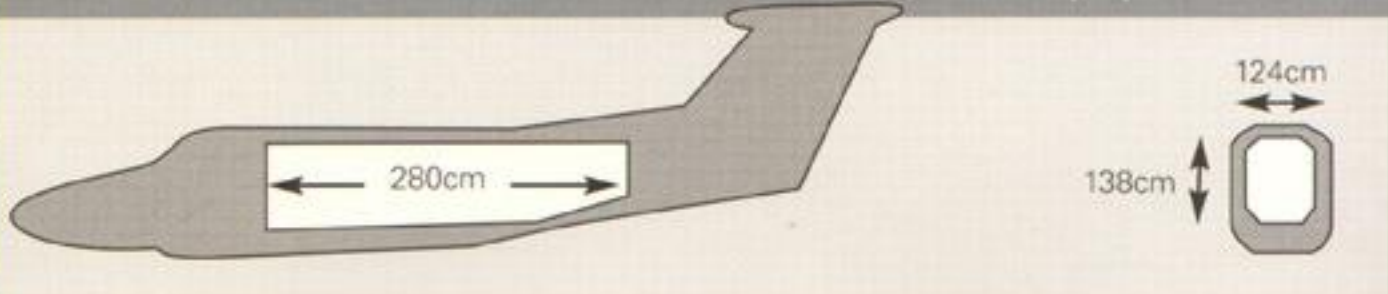


Max volume (CBM) 8 Door w x h (cm) 120 x 120 Cargo hold l x w x h (cm) 330 x 129 x 124



### BEECH KINGAIR 200

Max payload (T) 1.2

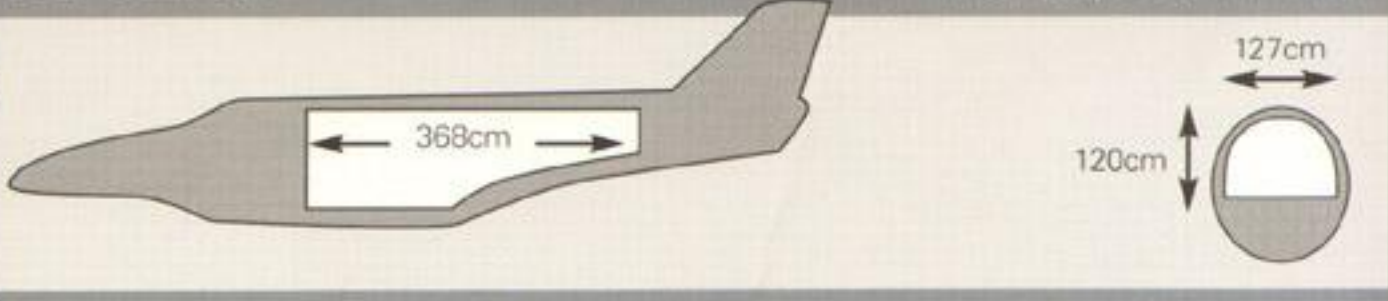


Max volume (CBM) 5 Door w x h (cm) 132 x 138 Cargo hold l x w x h (cm) 280 x 124 x 138



### BEECH 90

Max payload (T) 1.35



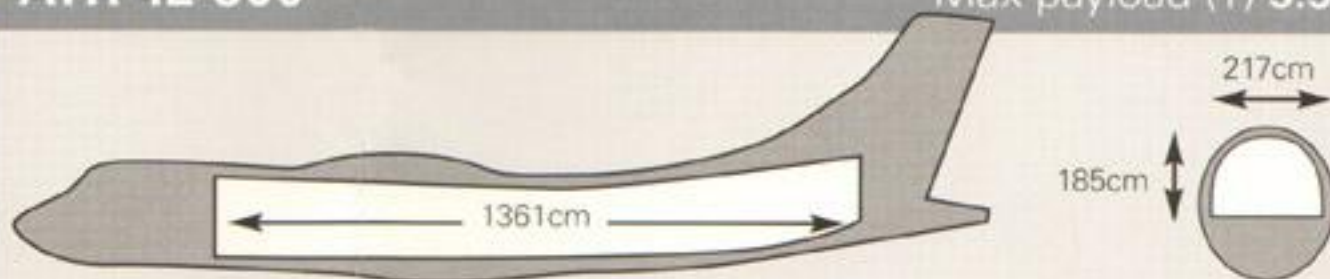
Max volume (CBM) 4.5 Door w x h (cm) 160 x 127 Cargo hold l x w x h (cm) 368 x 127 x 120





### ATR 42-300

Max payload (T) 5.58



Max volume (CBM) 56 Door w x h (cm) 130 x 156 Cargo hold l x w x h (cm) 1361 x 217 x 185



### HS748

Max payload (T) 6



Max volume (CBM) 55 Door w x h (cm) 271 x 170 Cargo hold l x w x h (cm) 1219 x 243 x 185



### F27

Max payload (T) 6.42



Max volume (CBM) 62 Door w x h (cm) 230 x 180 Cargo hold l x w x h (cm) 1336 x 210 x 200



### AN26

Max payload (T) 6.5



Max volume (CBM) 45 Door w x h (cm) 230 x 170 Cargo hold l x w x h (cm) 1150 x 220 x 175



### AN 72/74

Max payload (T) 7.5

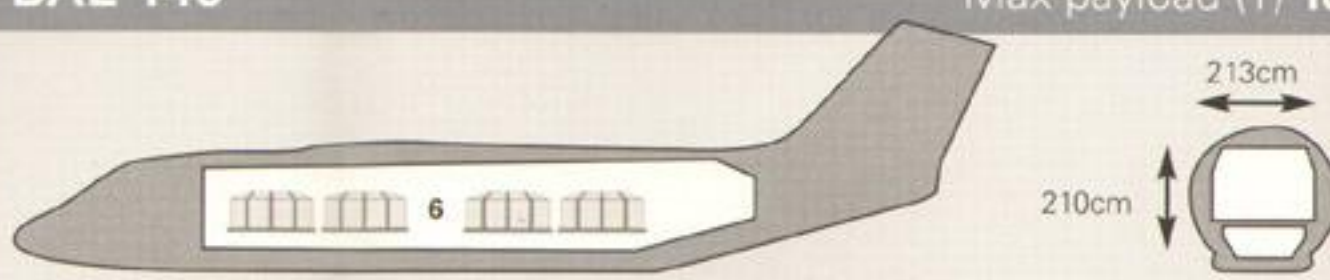


Max volume (CBM) 45 Door w x h (cm) 215 x 215 Cargo hold l x w x h (cm) 950 x 215 x 215



### BAE 146

Max payload (T) 10

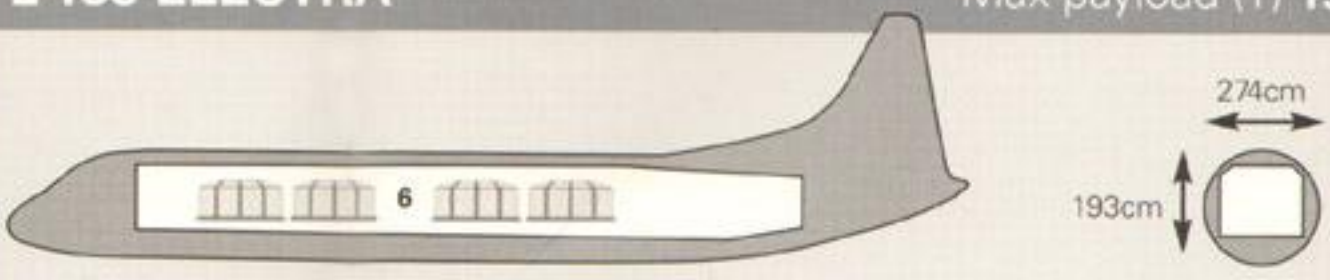


Max volume (CBM) 88 Door w x h (cm) 333 x 193



### L-188 ELECTRA

Max payload (T) 15




Max volume (CBM) 125 Door w x h (cm) 355 x 203





**B767-200**

Max payload (T) 42

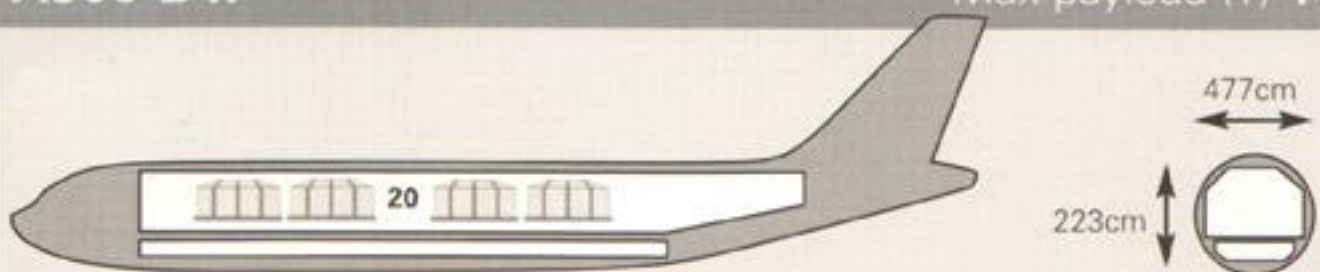


Max volume (CBM) 400 Door w x h (cm) 340 x 260



**A300-B4F**

Max payload (T) 44

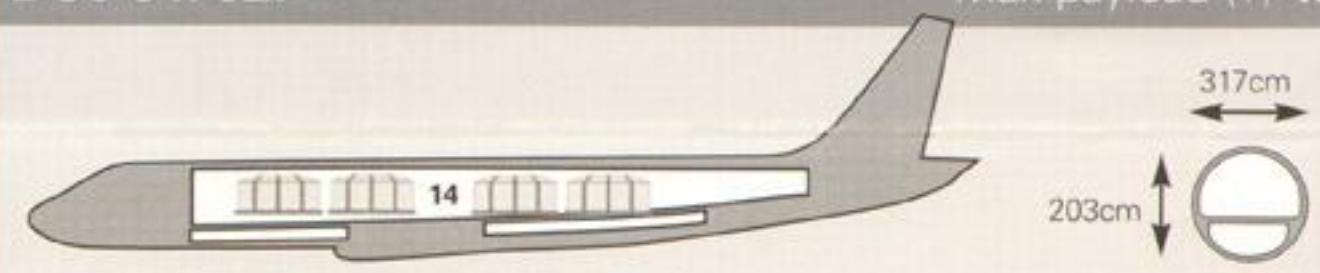


Max volume (CBM) 300 Door w x h (cm) 358 x 256



**DC8 61/62F**

Max payload (T) 45

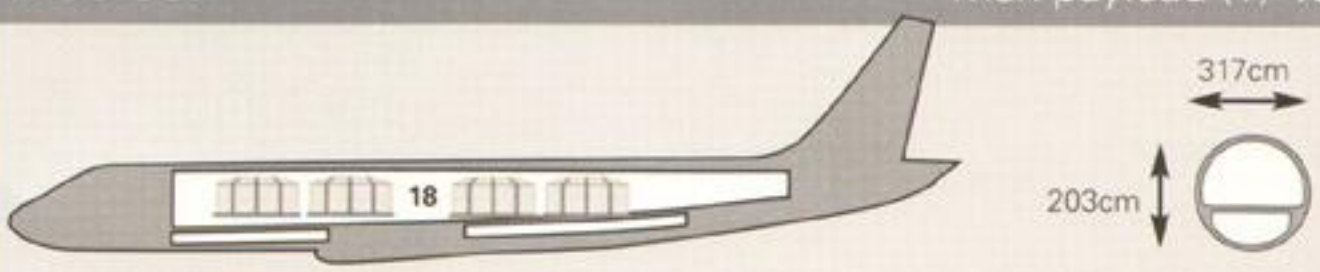


Max volume (CBM) 200 Door w x h (cm) 355 x 210



**DC8 63F**

Max payload (T) 45

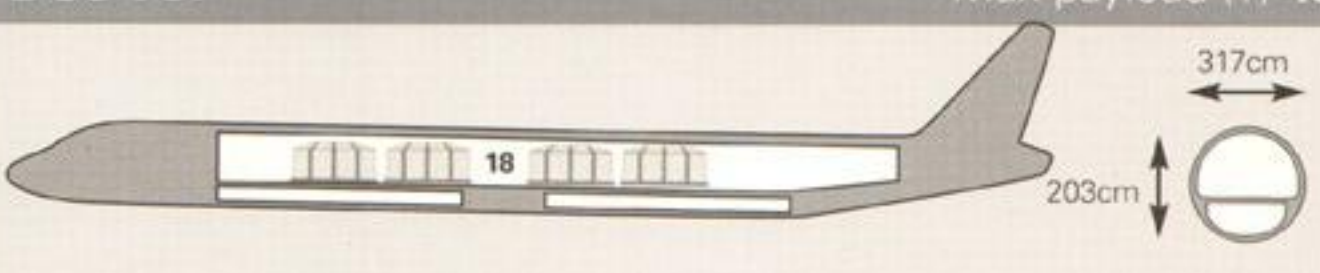


Max volume (CBM) 240 Door w x h (cm) 355 x 215



**DC8-73F**

Max payload (T) 48

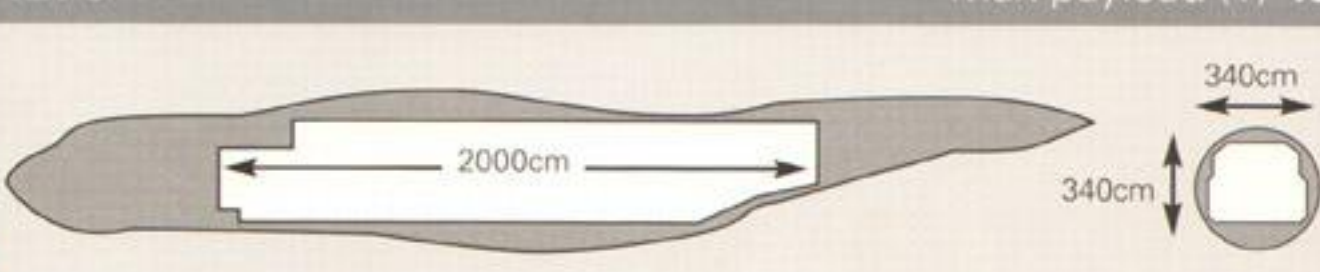


Max volume (CBM) 240 Door w x h (cm) 355 x 215



**IL76**

Max payload (T) 48




Max volume (CBM) 180 Door w x h (cm) 340 x 340 Cargo hold l x w x h (cm) 2000 x 340 x 340



**AN-22**

Max payload (T) 53



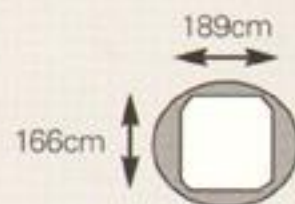
Max volume (CBM) 550 Door w x h (cm) 440 x 440 Cargo hold l x w x h (cm) 2640 x 440 x 440





### LET 410

Max payload (T) 1.5

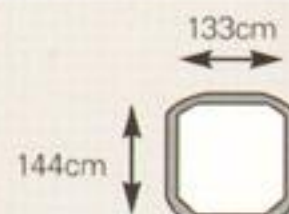



Max.volume (CBM) 18 Door w x h (cm) 125 x 146 Cargo hold l x w x h (cm) 634 x 189 x 166



### BANDEIRANTE

Max payload (T) 1.56

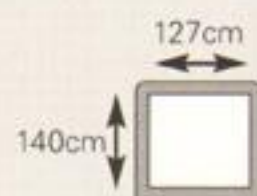
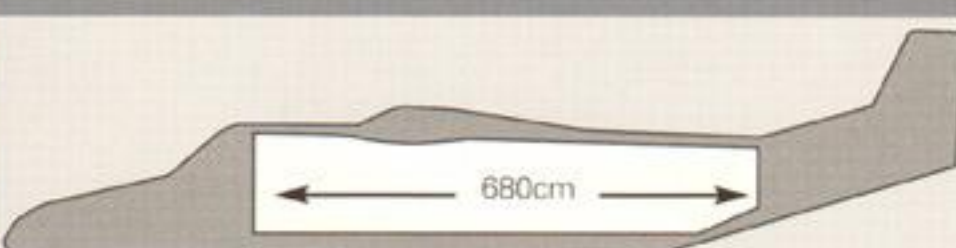


Max.volume (CBM) 14 Door w x h (cm) 180 x 143 Cargo hold l x w x h (cm) 590 x 133 x 144



### DORNIER 228

Max payload (T) 1.95

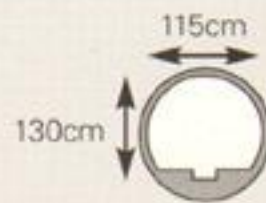


Max.volume (CBM) 17 Door w x h (cm) 128 x 130 Cargo hold l x w x h (cm) 680 x 127 x 140



### METRO 3

Max payload (T) 2.1

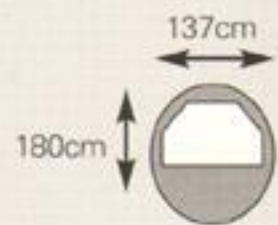


Max.volume (CBM) 13 Door w x h (cm) 133 x 130 Cargo hold l x w x h (cm) 810 x 115 x 130



### BEECH 1900

Max payload (T) 2.1

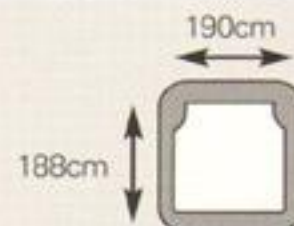
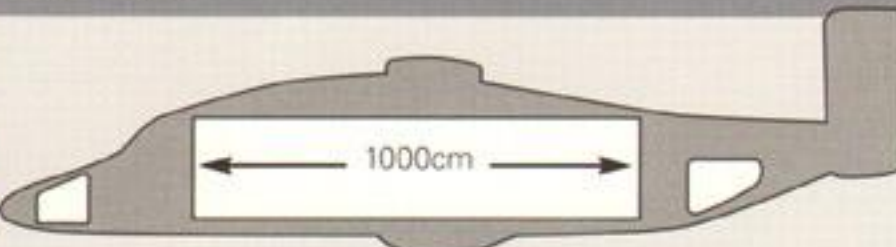


Max.volume (CBM) 18.98 Door w x h (cm) 145 x 132 Cargo hold l x w x h (cm) 770 x 137 x 180



### SD 360

Max payload (T) 3.5




Max.volume (CBM) 35 Door w x h (cm) 168 x 142 Cargo hold l x w x h (cm) 1000 x 190 x 188



### SAAB 340

Max payload (T) 3.85



Max.volume (CBM) 35.8 Door w x h (cm) 135 x 130 Cargo hold l x w x h (cm) 1108 x 170 x 175





**AN-12**

Max payload (T) **18**

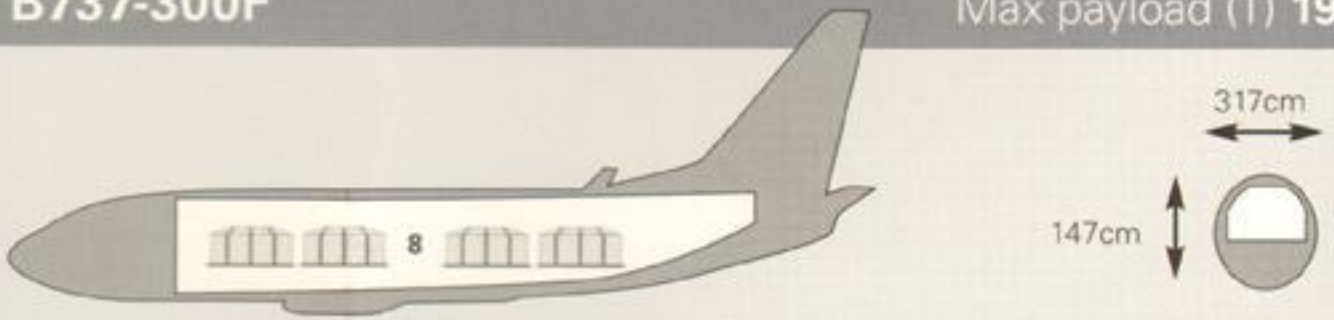


Max. volume (CBM) **90** Door w x h (cm) **300 x 250** Cargo hold l x w x h (cm) **1382 x 325 x 245**



**B737-300F**

Max payload (T) **19**

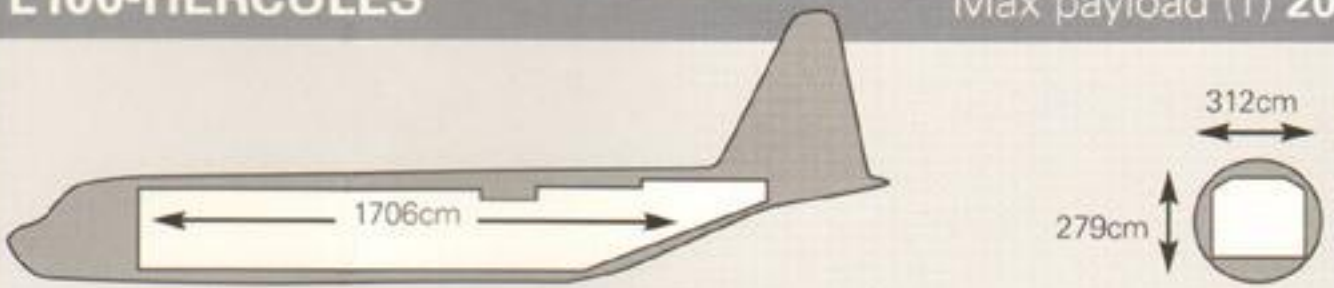


Max. volume (CBM) **105** Door w x h (cm) **347 x 215**



**L100-HERCULES**

Max payload (T) **20**

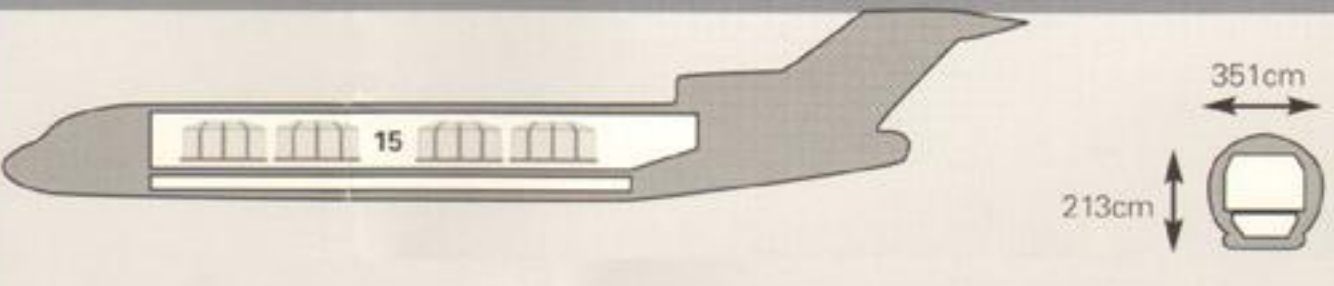


Max. volume (CBM) **145** Door w x h (cm) **304 x 279** Cargo hold l x w x h (cm) **1706 x 312 x 279**



**B727-200F**

Max payload (T) **24**

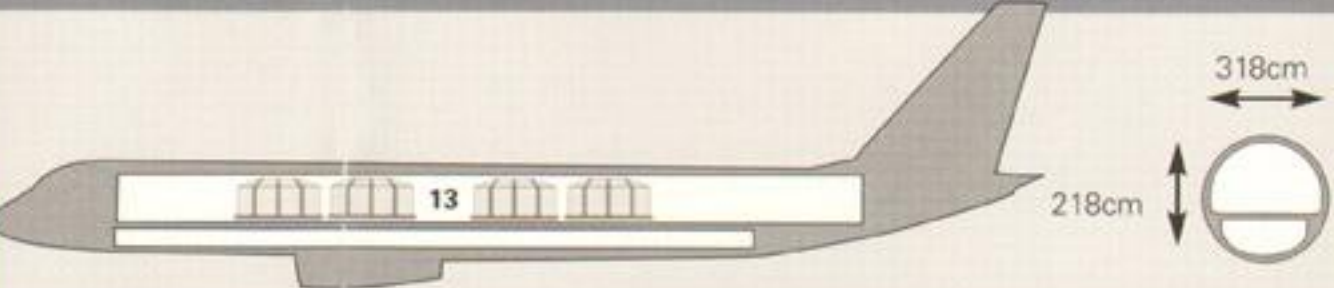


Max. volume (CBM) **165** Door w x h (cm) **355 x 224**



**TUPOLEV TU-204**

Max payload (T) **25**

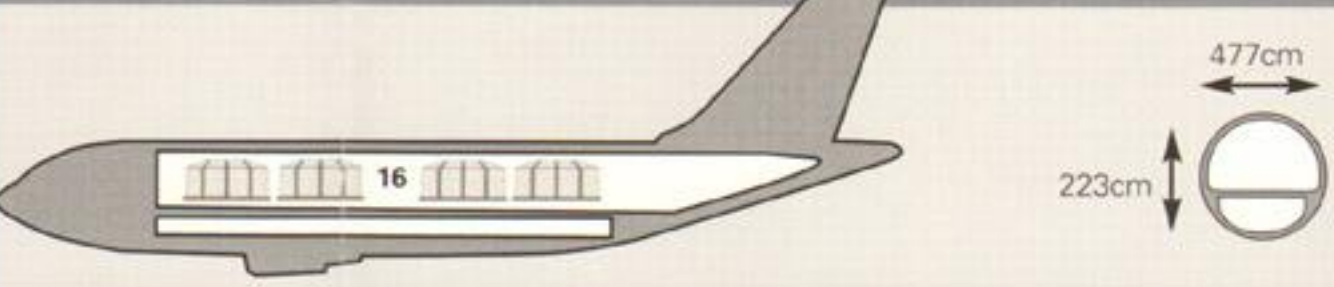


Max. volume (CBM) **180** Door w x h (cm) **340 x 220**



**A310F**

Max payload (T) **36.5**

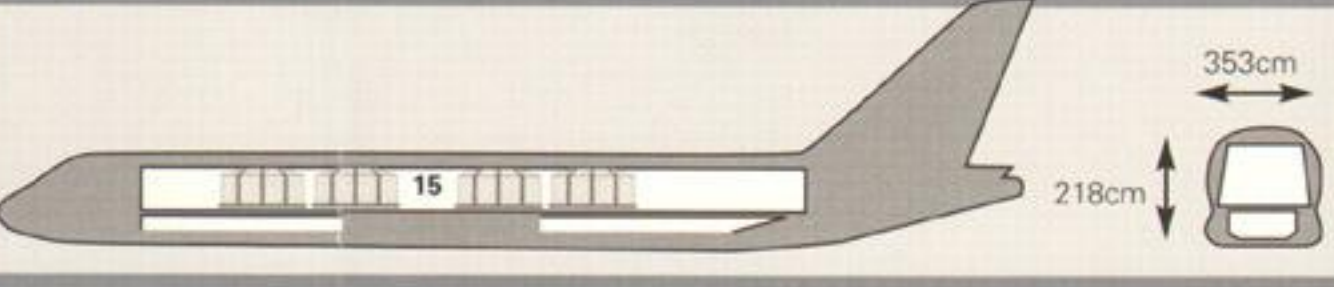


Max. volume (CBM) **230** Door w x h (cm) **360 x 243**



**B757-23F**

Max payload (T) **39**



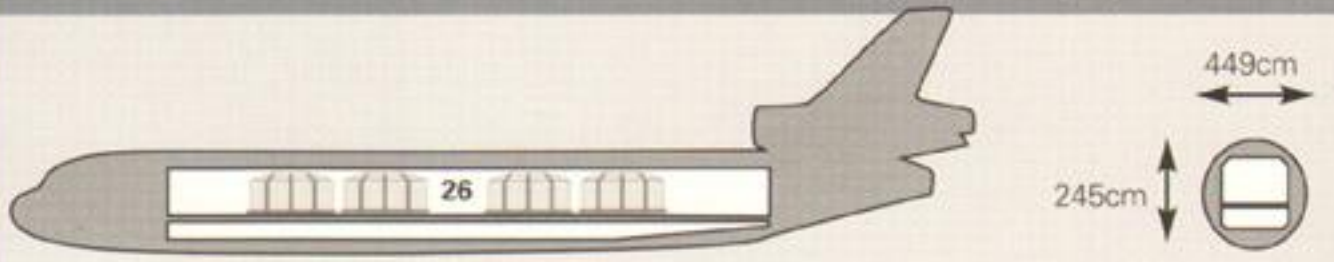
Max. volume (CBM) **200** Door w x h (cm) **340 x 218**





### MD11F

Max payload (T) 88

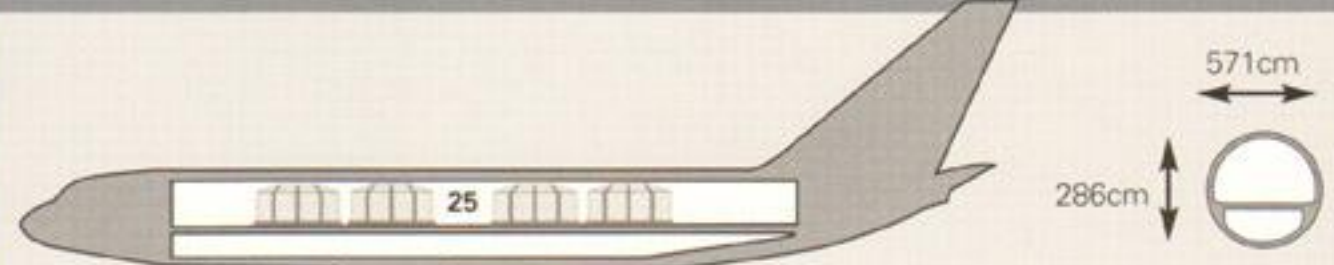


Max volume (CBM) 474 Door w x h (cm) 355 x 259



### IL96

Max payload (T) 92

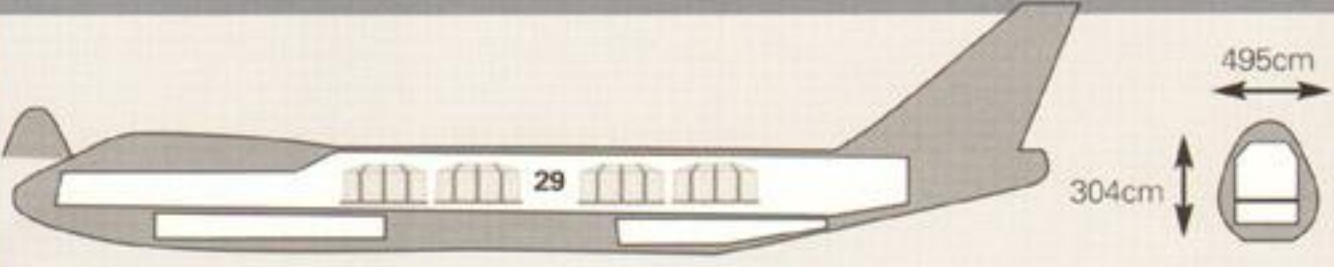


Max volume (CBM) 776 Door w x h (cm) 485 x 287



### B747-100F

Max payload (T) 96



Max volume (CBM) 730 Door w x h (cm) 340 x 312



### B747-200F

Max payload (T) 109

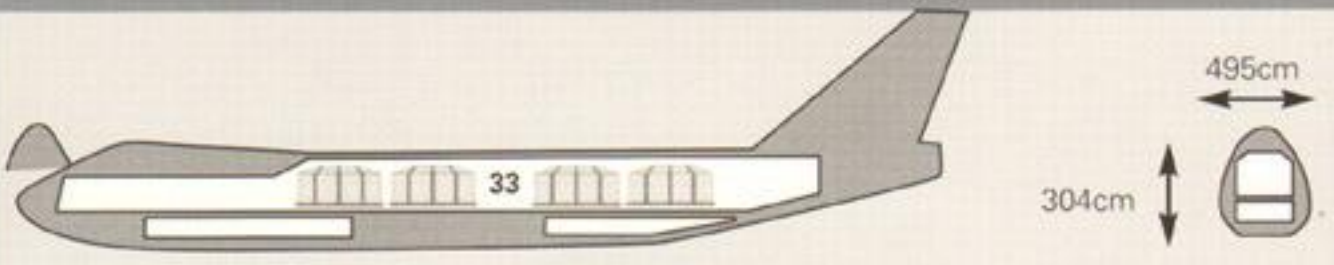


Max volume (CBM) 730 Door w x h (cm) 340 x 312



### B747-400F

Max payload (T) 115

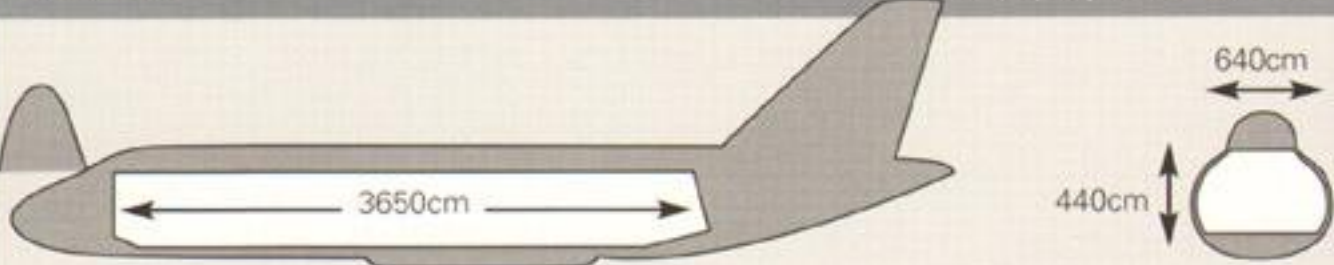


Max volume (CBM) 740 Door w x h (cm) 340 x 312



### AN124

Max payload (T) 120

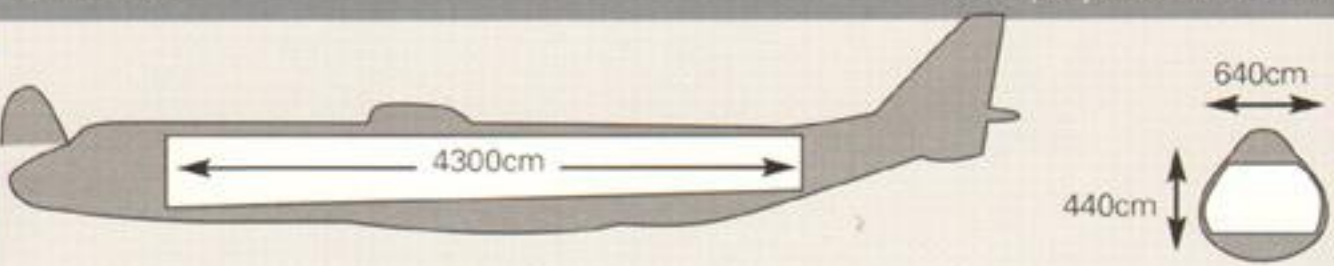


Max volume (CBM) 1050 Door w x h (cm) 640 x 440 Cargo hold l x w x h (cm) 3650 x 640 x 440



### AN225

Max payload (T) 250



Max volume (CBM) 1200 Door w x h (cm) 640 x 440 Cargo hold l x w x h (cm) 4300 x 640 x 440